SCHEDULE OF PILE CAPS & PILES

COLUMN MARKED	No. of Pile	PILE CAP Thk.	PILE CAP REINFORCEMENTS			PILE DETAILS		
			TOP	BOTT.	SKIN BARS	SIZE (X)	LENGTH	BARS (Y)
C2, C3	Three Pile	800	As shown	As shown	4 nos 16mm tor	450 mm dia	20.0 m	8-16tor
C17, C12	Four Pile	850	As shown	As shown	4 nos 16mm tor	450 mm dia	20.0 m	8-16tor
ALL OTHERS	Two Pile	700	As shown	As shown	16mm tor	450 mm dia	20.0 m	8-16tor

SCHEDULE OF BEAMS

BEAM MKD.	BEAM SIZE	REINF. AT SUPPORT			REINF. AT MID SPAN		
		TOP	BOTTOM	STIRRUPS	TOP	BOTTOM	STIRRUPS
B1	250 x 550	3 - 16 T. + 3 - 16 T.	4 - 16 T.	2L8 T. @ 100 c/c	4 - 16 T.	3 - 16 T. + 3 - 16 T.	2L8 T. @ 150 c/c
B2	250 x 400	3 - 16 T. + 2 - 16 T.	3 - 16 T.	2L8 T. @ 100 c/c	3 - 16 T.	3 - 16 T. + 2 - 16 T.	2L8 T. @ 150 c/c
B3	150 x 400	2 - 16 T. + 1 - 16 T.	2 - 16 T.	2L8 T. @ 100 c/c	2 - 16 T.	2 - 16 T. + 1 - 16 T.	2L8 T. @ 150 c/c
TIE BEAM	250 x 400	5 - 16 T.	3 - 16 T.	2L8 T. @ 150 c/c	5 - 16 T.	3 - 16 T.	2L8 T. @ 150 c/c

SLAB SCHEDULE

SLAB MKD.	THICK-NESS	REINFORCEMENT		
		MAIN REINF.	DISTRIBUTION	
(S1)	110 MM	8 Ø @ 125 c/c	8 Ø 125 c/c	PROVIDE 8T 160 c/c AT EDGES AS EXTRA TOP
(S2)	135 MM	8 Ø @ 125 c/c	8 Ø 150 c/c	PROVIDE 8T 150 c/c AT EDGES AS EXTRA TOP

COLUMN SCHEDULE

COLUMN MKD.	SECTION	REINFORCE--MENT	TIE
C11,C17,C19	250X550	6 - 16Ø 4 - 20Ø	2L-8Ø@125 c/c
ALL OTHERS	250X450	12 - 16Ø	2L-8Ø@125 c/c

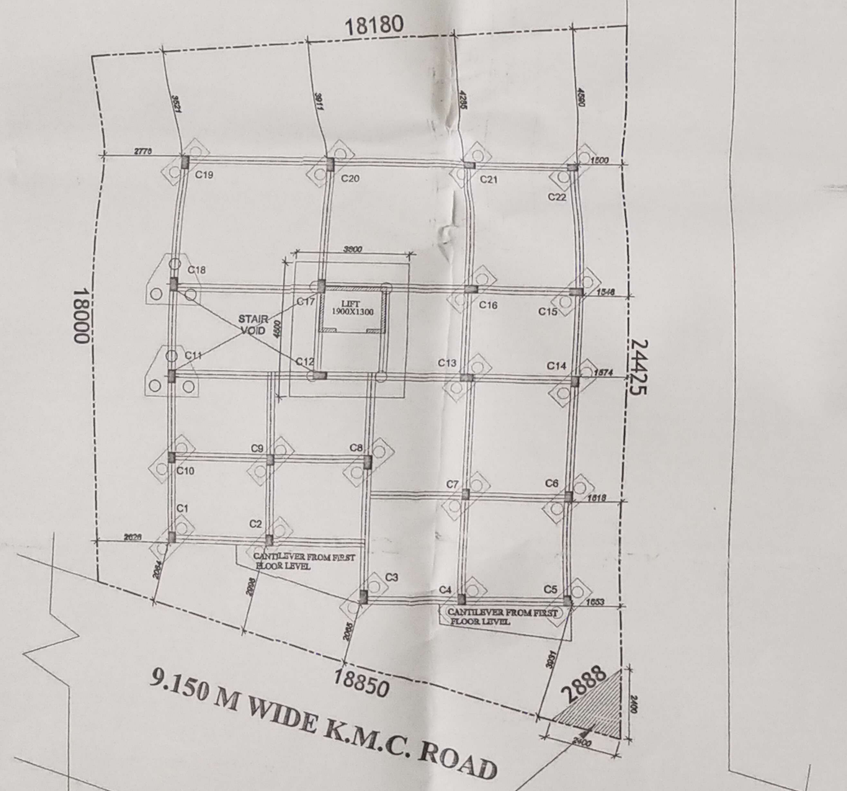

FOUNDATION & TIE BEAM LAYOUT PLAN

SCALE - 1:100

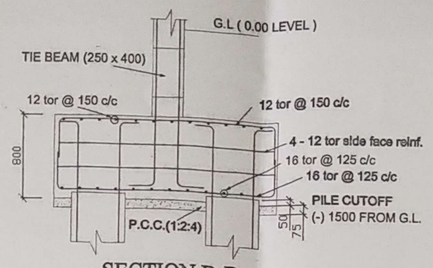

SECTION D-D

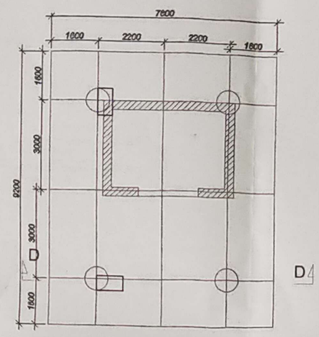

DETAIL OF FOUR PILE CAP

SCALE - 1:50

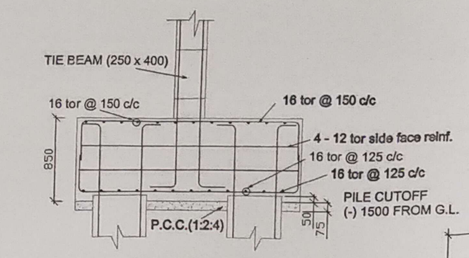

SECTION A-A

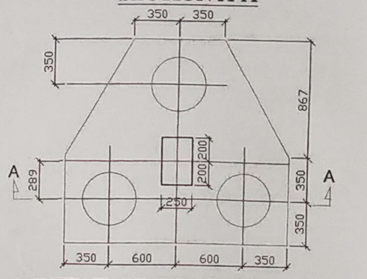

DETAIL OF THREE PILE CAP

SCALE - 1:25

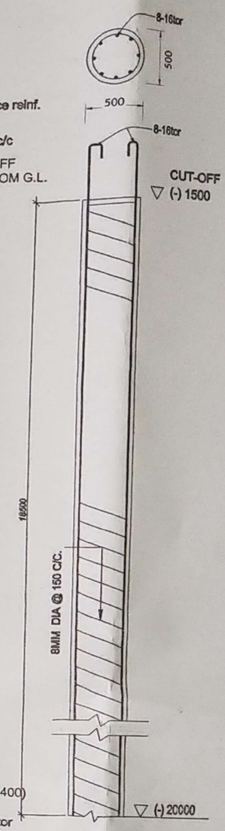

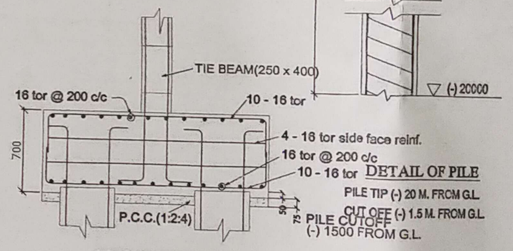

DETAIL OF PILE

SECTION B-B

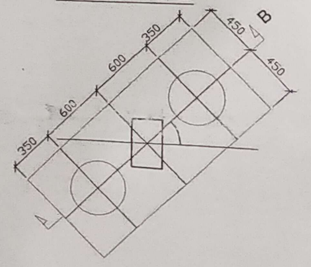

DETAIL OF TWO PILE CAP

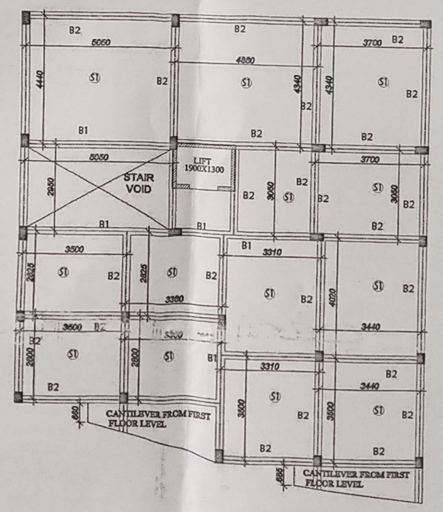

BEAM & SLAB LAYOUT PLAN

SCALE - 1:100

NOTES :-

1. ALL DIMENSIONS ARE IN MILIMETRES.
2. WRITTEN DIMENSIONS ARE TO BE FOLLOWED.
3. CLEAR COVER TO REINFORCEMENT SHALL BE AS FOLLOWS:
   IN COLUMNS & PEDESTALS 40 MM
   IN BEAMS 25 MM
   IN SLAB 15 MM
   IN FOOTING 50 MM
   IN TIE BEAMS 30 MM
4. LIVE LOAD IN FLOORS CONSIDERED 200 KG/SQM.
5. EXTRA TOP AND BOTTOM REINFORCEMENT :
   BEAM :
   (I)EXTRA TOP TO BE PROVIDED AT L/4 FROM SUPPORT.
   (II)EXTRA BOTTOM TO BE EXTENDED TO L/5 FROM SUPPORT.
6. MINIMUM LAP LENGTH - 50 TIMES DIA. EXCEPT FOR PILES.
7. FOR SPECIFICATION OF MATERIALS & WORKMANSHIP FOLLOW N.B.C. 2005.
8. GRADE OF CONCRETE M 25 FOR GRADE OF STEEL FE 550D.
9. BRICKWORKS WILL BE OF 1ST CLASS BRICKS LAID WITH 1:6 CEMENT SAND MORTAR FOR 200 THK. & 1:4 CEMENT SAND MORTAR FOR 125 THK. & 75 THK. BRICK WALLS.
10. P.C.C. SHOULD BE OF GRADE 1:2:4.

DECLARATION OF STRUCTURAL ENGINEER

THE STRUCTURAL DESIGNS AND DRAWINGS OF BOTH FOUNDATION AND SUPERSTRUCTURE OF THE BUILDING HAS BEEN MADE BY ME CONSIDERING ALL POSSIBLE LOADS INCLUING SEISMIC LOAD AS PER THE NATIONAL BUILDING CODE OF INDIA AND CERTIFIED THAT IT IS SAFE AND STABLE IN ALL RESPECT.

SOIL TESTING HAS BEEN DONE BY BY KALLOL KUMAR GHOSHAL, OF TECHNO SOIL. OF (ADDRESS) F-25, C.I.T. MARKET, JADAVPUR, KOLKATA - 700 032 . THE RECOMMENDATIONS OF SOIL TEST REPORT HAS BEEN CONSIDERED DURING STRUCTURAL CALCULATIONS.

SURANJAN DUTTA
E.S.E. NO.- 220 / L
SIGNATURE OF E.S.E.

DECLARATION OF L.B.S.

CERTIFIED WITH FULL RESPONSIBILITY THAT THE BUILDING PLAN HAS BEEN DRAWN UP AS PER PROVISION OF K.M.C. BUILDING RULES 2009 AS AMMENDED FROM TIME TO TIME & THAT THE SITE CONDITION INCLUDING THE 12.00M WIDE ABUTTING ROAD ON SOUTHERN SIDE & THE 12.00M WIDE ABUTTING ROAD ON EASTERN SIDE CONFORMS WITH THE PLAN, WHICH HAS BEEN MEASURED AND VERIFIED BY ME. IT IS A BUILDABLE SITE AND NOT A TANK OR FILLED UP TANK. THE LAND IS DEMARCATED BY BOUNDARY WALL. THE CONSTRUCTION OF S. U. G. WATER TANK AND SEPTIC TANK WILL BE COMPLETED BEFORE STARTING OF BUILDING FOUNDATION WORK. THE SITE IS WITHIN 500M FROM THE CENTERLINE OF E.M. BYE PASS.

SURANJAN DUTTA
L.B.S. NO.- 143 / L
SIGNATURE OF L.B.S.

DECLARATION OF GEO - TECH.

UNDERSIGNED HAS INSPECTED THE SITE AND CARRIED OUT SOIL INVESTIGATION THEREON. IT IS CERTIFIED THAT THE EXISTING SOIL OF THE SITE IS ABALE TO CARRY THE LOAD COMING FROM THE PROPOSE CONSTRUCTION AND THE FOUNDATION SYSTEM PROPOSED HEREIN IS SAFE AND STABLE IN ALL RESPECT FROM GEO-TECHNICAL POINT OF VIEW.

KALLOL KUMAR GHOSHAL
G.T.E. NO.- 49/I.
SIGNATURE OF G.T.E.

DECLARATION OF OWNER

I/WE DO HEREBY DECLARE WITH FULL RESPONSIBILITY THAT I/WE SHALL ENGAGE L.B.S. & E.S.E DURING CONSTRUCTION. I/WE SHALL FOLLOW THE INSTRUCTIONS OF L.B.S. & E.S.E DURING CONSTRUCTION OF THE BUILDING (AS PER B. S. PLAN). K.M.C. AUTHORITY WILL NOT BE RESPONSIBLE FOR STRUCTURAL STABILITY OF THE BUILDING & ADJOINING STRUCTURES. THE CONSTRUCTION OF WATER RESERVOIR AND SEPTIC TANK WILL BE UNDERTAKEN UNDER THE GUIDANCE OF E.S.E / L.B.S. BEFORE STARTING OF BUILDING FOUNDATION WORK.DURING DEPARTMENTAL INSPECTION THE SITE WAS IDENTIFIED BY ME/US. THE DOCUMENTS ARE DULY SIGNED BY ME/US. IF ANY SUBMITTED DOCUMENTS & SIGNATURES AREA FOUND TO BE FAKE, THE K.M.C. AUTHORITY WILL REVOKE THE SANCTION PLAN.

SRI SANJAY KUMAR SINGH PROP.OF
RIA CONSTRUCTION
AS CONSTITUTED ATTORNEY OF
SMT CHHAYA MUKHERJEE, SRI SUBHASIS MUKHERJEE & SMT SOMA MUKHERJEE

SIGNATURE OF OWNER .

STRUCTURAL PLAN FOR PROPOSED G+IV STORIED (HEIGHT OF THE BUILDING IS 15.425 M.) RESIDENTIAL BUILDING U/S 393A OF K.M.C. BUILDING ACT 1980 & K.M.C. BUILDING RULES 2009 AT PREM. NO. -1566, SURVEY PARK , KOLKATA - 700 075, TOUZI NO- 151, JL NO -22, RS DAG NO.- 1031, KHATIAN NO- 323 & 518, MOUZA- RAJAPUR, P. S. - SURVEY PARK, WARD NO.- 109, BR - XII.

N W E S

DESIGNED BY >
PORSHI
CO-OPERATIVE OF ENGINEERS
85, RAMKRISHNA PALLY, MUKUNDAPUR , KOL-99.
PH. NO- +91-8017162344, 8017162344